



# FlexiShield Column Guard

Specifically designed to provide integrated column protection at any height for square and rectangle universal columns. Quick and easy to install, the modular, interlocking sections ensure a tight fit to the column on all sides, avoiding vulnerable gaps, optimising space, and allowing the transfer of energy around and away from the column.

A stepped stacking feature connects multiple Column Guards together so they act as one integrated unit locked in place to disperse energy through the entire system for superior protection at increased heights.

The step also encloses the base plate of the column to shield fixings from impact.





**Stepped stacking feature** connects multiple Column Protectors together so they act as one integrated unit instead of separate systems. The step enables the stacked assembly to lock in place and allows energy to transfer throughout the entire system for even greater protection at increased heights.



**Modular & adaptable**  
Fully adaptable, modular system ensures a perfect fit to all square and rectangle universal columns and vertical structures.



**Quick & easy installation**  
Simple assembly with modular, interlocking sections and the A-SAFE logo for clear orientation.

**Fork protection**  
Impact resisting chevron and rectangular indents increase fork protection by removing flat surface areas that are susceptible to fork penetration. Inner rib structure further enhances rigidity to resist and deflect forks.



**Proven iFlex 36 OD rod** connects the corners providing high performance strength and energy absorption. The interlocking pin connection allows the system to act as one for superior strength as well as independently for maximum flexibility and energy dissipation.




**Optimised footprint**  
Interlocking, modular system ensures a tight grip to column on all sides for fully encased protection and space optimisation.



**Fixings protection**  
Inner step feature encapsulates and encloses the base plate to protect fixings.



**High strength**  
Inner and outer structural support ribs increase rigidity and maximise impact resistance for high strength protection.

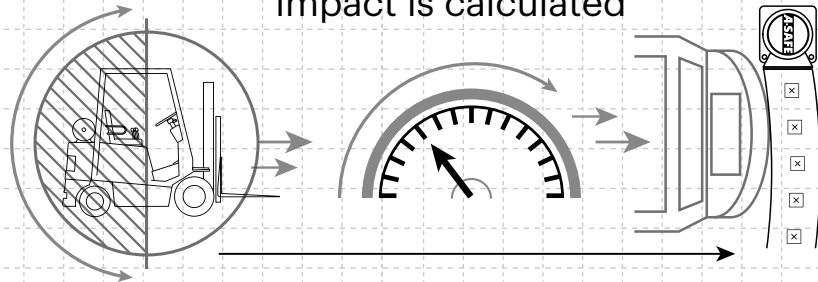


**Controlled compression**  
Air-chamber regulator controls speed of air pressure release on impact, dissipating energy with even regularity throughout the Column Protector.



# Technical Information

How the energy from a vehicle impact is calculated



$$\frac{1}{2} \text{ Mass} \times \text{Speed}^2 = \text{Joules}$$

## Tested Impact Energy

**1,600 Joules**


Equivalent vehicle and speed

1.8 tonne X 3 mph impact

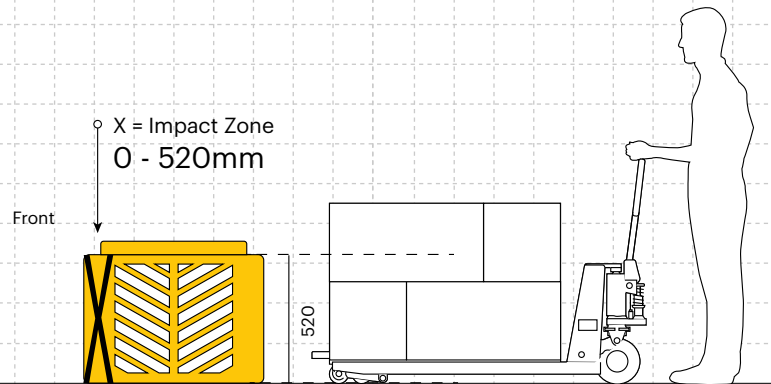
90° Impact on Column Guard

## Impact Test

Max Energy (Joules) at 90° **1,600**

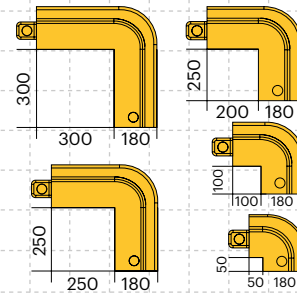


## Dimensions (mm)

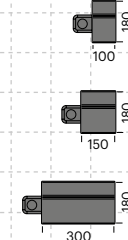


The corner sizes and expansion panels combine in different configurations to fit any universal sized square or rectangle column.

### Corner Sizes



### Expansion Panel Sizes



## Unit



Standard Yellow  
RAL 1007\*  
PANTONE 7548\*

## Expansion Panels



Standard Yellow  
RAL 1007\*  
PANTONE 7548\*



Standard Black  
RAL 9005\*  
PANTONE Black

## Colour Combinations

\*Please note that the RAL and PANTONE colours listed are the closest match to standard A-SAFE colours, but may not be exact matches of the actual product colour and should be used for guidance only.

Material Properties	MEMAPLEX™
Temperature Range	-10°C to 50°C
Ignition Temperature	370°C to 390°C
Flash Point	350°C to 370°C
Toxicity	Not Hazardous
Chemical Resistance	Excellent - ISO/TR 10358
Weathering Stability (Grey Scale)	5/5*
Light Stability (Blue Wool Scale)	7/8**
Static Rating (Surface Resistivity)	1015 - 1016 Ω
Hygiene Seals	Yes

\* Weathering scale 1 is very poor and 5 is excellent

\*\* Light stability scale 1 is very poor and 8 is excellent

